



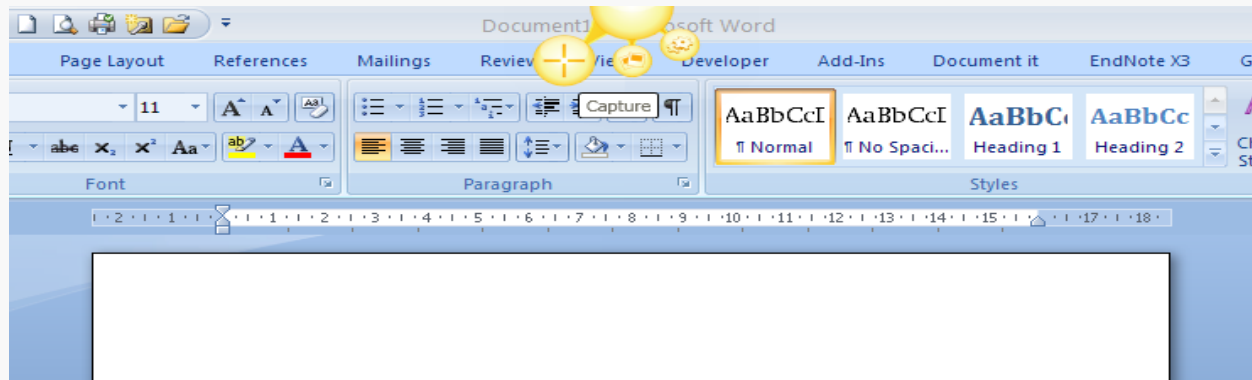
Using Jing with low-level reading classes

Sarah Brewer

International Study and Language Centre

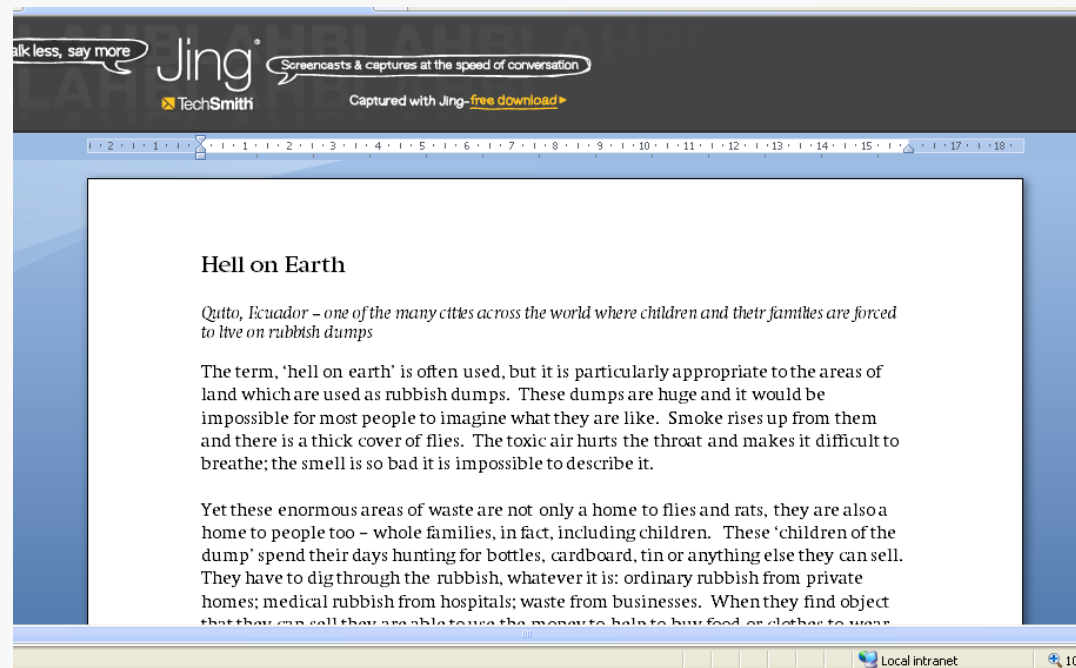
What is Jing?

- Free downloadable software
- Enables screen capture and video recording
- Visual – computer screen
- Audio – voiceover



First experiment

- Reading aloud
- <http://www.screencast.com/t/ZmQ1MzFlMjkt>



Low-level readers

- Level: 4.0-5.0
- Mainly Arabic speaking
 - Cultural implications
 - Linguistic implications
- Hesitant readers
 - Vocalisation in silent reading
 - Following text with finger
- Low motivation

Aims in using Jing

- In general
 - Engage students by varying reading activities
 - Reach students outside the classroom
 - Encourage reading outside the classroom
- Specifically
 - Speed up reading
 - Improve sense of syntactical structure
 - Work on spelling
 - Motivate to read during the Easter vacation

Second Experiment

- Spelling test
- <http://www.screencast.com/t/OWRiZDhh>

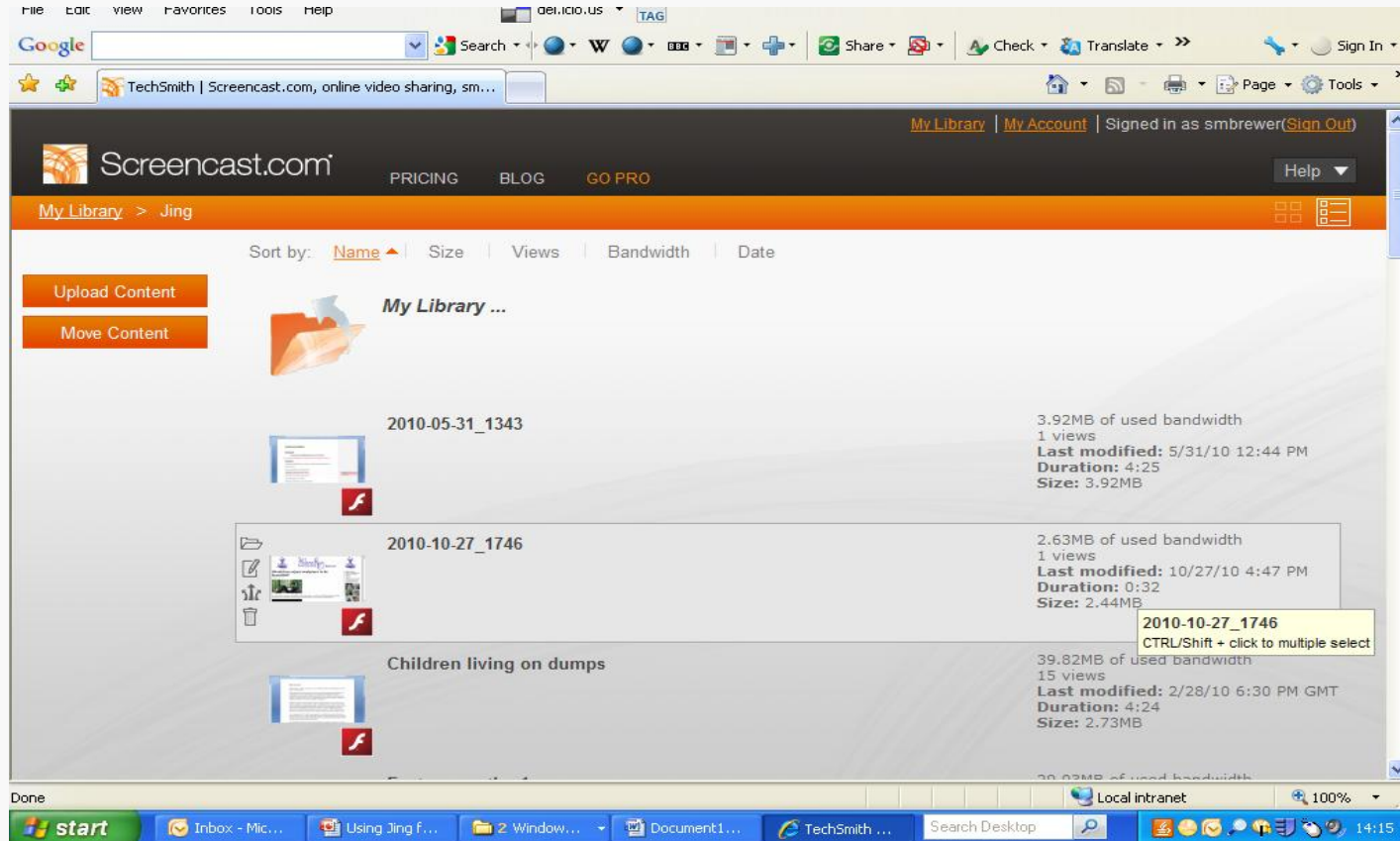
Third experiment

- Encouraging reading activities in the vacation
- Suggesting websites for:
 - Spelling
 - Short reading comprehension tests
- <http://www.screencast.com/t/MzE2MWEx>
- <http://www.screencast.com/t/d7c5g3hwPngn>

How does it work?

- Download software
 - (NB may need Administrator status on institutional PCs)
- Register with Screencast.com (2 GB storage space)
- Once installed
- Click on screen capture for capture or video
- Record (up to 5 mins for video)
- Save to Screencast
- Edit (naming videos essential)
- Send link to students by e-mail

My library on screencast.com



The screenshot shows a web browser window displaying the 'My Library' page on screencast.com. The browser's address bar shows 'TechSmith | Screencast.com, online video sharing, sm...'. The page header includes the Screencast.com logo, navigation links for 'PRICING', 'BLOG', and 'GO PRO', and a 'Help' dropdown menu. The user is signed in as 'smbrewer' and can click on 'My Library' or 'My Account'.

The main content area is titled 'My Library > Jing' and features a 'Sort by' dropdown menu set to 'Name'. On the left, there are buttons for 'Upload Content' and 'Move Content'. The library contains three items:

Item Name	Bandwidth	Views	Last Modified	Duration	Size
2010-05-31_1343	3.92MB	1	5/31/10 12:44 PM	4:25	3.92MB
2010-10-27_1746	2.63MB	1	10/27/10 4:47 PM	0:32	2.44MB
Children living on dumps	39.82MB	15	2/28/10 6:30 PM GMT	4:24	2.73MB

A tooltip for the item '2010-10-27_1746' is visible, displaying the text: '2010-10-27_1746' and 'CTRL/Shift + click to multiple select'. The Windows taskbar at the bottom shows the 'start' button, several open applications, and the system clock at 14:15.

Conclusions

- Impact on students
 - Generally positive
 - Enjoy extra listening practice
 - Engaged with extra activities
- Further reflections
 - More structure required
 - Further supplementary tasks needed
 - Tasks for students

Postscript

- My contact e-mail: s.m.brewer@reading.ac.uk
- Training videos for Jing available on Russell Stannard's website:
 - <http://www.teachertrainingvideos.com/>